

FIRE

RESISTANT E CORE DOOR

GBRI & TAC APPROVED

TO BS:476 PART 22 &

INDIAN STANDARDS

IS:3614 PART 2

100 MINUTES PLUS RATING

ENVIRONMENT FRIENDLY

■ FIRE DOORS


■ ACOUSTIC DOORS

■ BLAST DOORS

■ BULLET RESISTANT DOORS

■ CLEAN ROOM DOORS

■ GENERAL PURPOSE DOORS



RADIANT⁺
DOORS R US

RADIANT⁺ FIRE DOORS

The Company

Established in 1995 Radiant Safedoor Pvt Ltd pioneered the manufacturing of fire doors in India and developed its own proprietary "E" Core door using the best fire resistant materials for a 3 hour rating. Radiant+ doors combine integrity and stability with an aesthetic look to blend with modern interiors.

The Product

The primary product is HMPS(Hollow Metal Pressed Steel) door fabricated from 16/18/20 SWG/1mm GI/CR Steel sheet with a fire resistant inner core. Wooden doors are also available.

Decorative doors have a veneer facing or a laminate facing to suit interiors.

These doors are light in weight but rugged to withstand years of usage in heavy traffic areas in commercial complexes and hotels and office buildings.

Hardware and accessories supplied are also fire rated and sourced from the best companies.

Above all our doors are environment friendly: we do NOT use asbestos or any other environment polluting material in our doors.

Applications

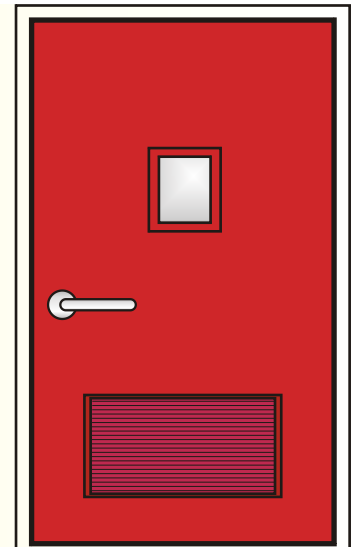
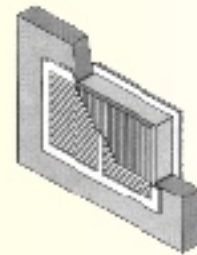
Fire doors are mandatory in

- office complexes,
- in factories,
- hi-rise buildings,
- Hotels,
- Hospitals,
- public utility buildings,
- power plants,
- pharmaceutical units,
- textile units...

Practically everywhere where there is life and property which needs to be safeguarded against fire.

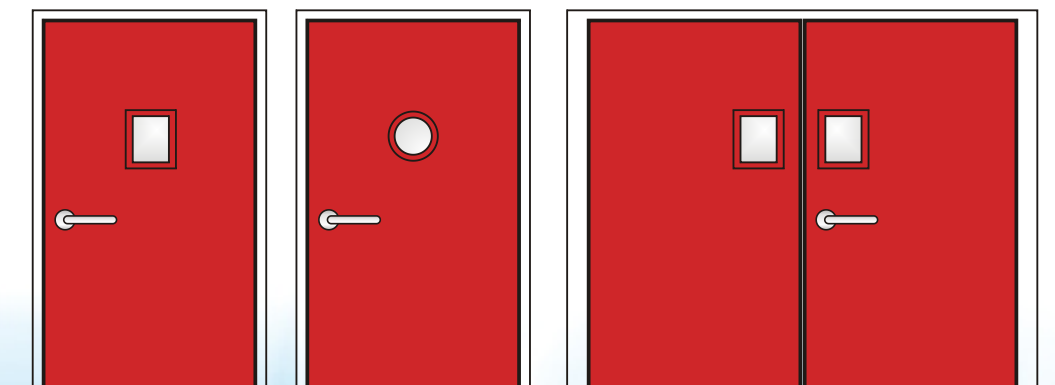
AIR TRANSFER GRILLS

Where air transfer is necessary we provide fire rated air transfer grills to facilitate circulation of air from one compartment or room to another with a reduction of 50% in air flow at normal room temperature while maintaining the overall integrity and fire resistance of the doorset up to 2 hours.





















VISION PANELS

- Suitable for use in 35mm and 45 mm double leaf "E"Core doors.
- Vision panels are typically specified where vision into an adjoining room is required.
- Allow 150 mm clearance for vision panel from the top and side edges of the door leaf.



RADIANT⁺ FIRE DOORS

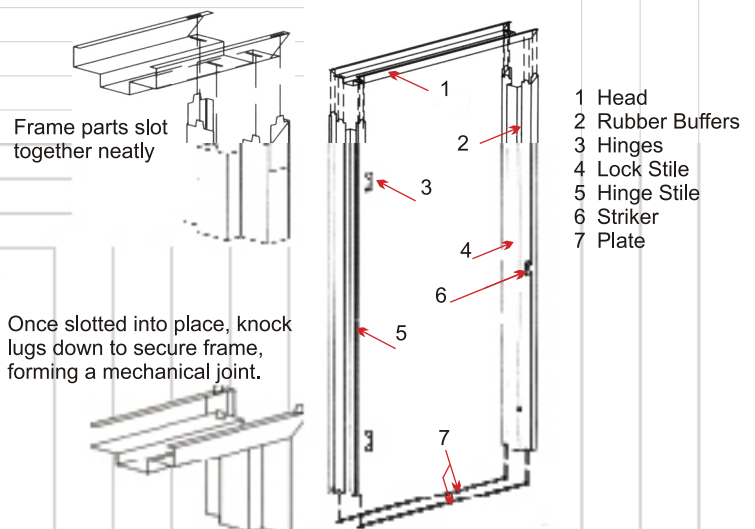
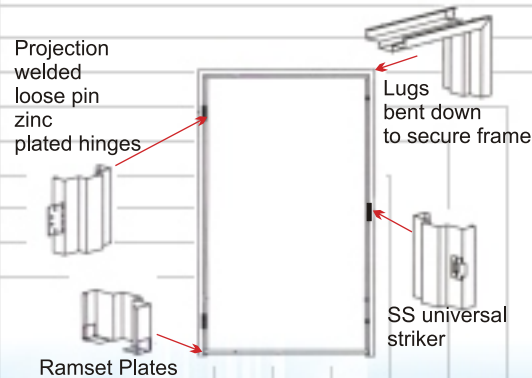
TYPES OF DOORS

	Single Leaf Doors-Steel Frames Moulded Panel Door Suitable for residential purposes		Removable Transom Panels Over Fire Doors Allow flexible access for transporting machinery, equipment and furniture through an opening	
	Single Leaf Doors Doors that lock Suitable for residential purposes		Connecting Metal Doors for access to building utilities as two doorsets can be installed adjacent to each other.	
	Double Leaf Doors Doors that lock Suitable for use in areas where room has to be secure		Double Leaf Doors Double action Use in areas of high traffic where the direction of egress could be in either direction	
	Double Leaf Doors Push/Pull Suitable for use where trolleys and other packages are frequently being pushed or carried		Double Leaf Doors Double Egress Use in areas where egress from both directions need to be controlled	
	Double Leaf Doors Timber Rebated Suitable for entry doors in prestigious apartments		Doors in Timber Frames Single and Double Leaf Used where the aesthetics of timber is required	
	Sliding Doors Suitable where maximum opening sizes are required for movement of materials and machines		Duct & Ceiling Access Panels Used for most retrofit scenarios ceiling systems and vertical situation in walls and ducts	

DOOR FRAMES

Door frames, like the doors, are fabricated from MS/GI/CR Steel sheets of 16/18/20 SWG and are available in single or double rebate types.

It is important to select the right type of door frame while ordering the door and specifically indicating whether it should be inside or outside opening, left or right hand side opening type.



RADIANT⁺ FIRE DOORS

Door Closer



Floor String



Electro-magnet Hdd



Lever Handle



Access Control



Mortise Lock



Panic Bar Push



Panic Bar Touch



Tubular Lock



S. S. Hinge



S. S. Ball Bearing Hinge

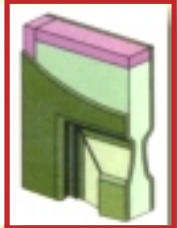
Shown alongside are a few of the common door accessories. Please select the appropriate hardware and accessory while ordering.

HARDWARE ACCESSORIES(Optional)


- | | |
|----------------|---|
| 1 Lock | Mortise, Cylindrical, Electromagnetic |
| 2 Door Closer | Concealed, Surface Mounted, Floor String |
| 3 Vision Panel | Rectangular, Square, Round |
| 4 Hinges | SS Ball Bearing, SS Plain |
| 5 Seals | Fire, Smoke, Drop, Acoustic, Dust |
| 6 Other | Panic Bar, Push Bar, Exit Device, Kick Plate |
| 7 Signs | Exit, Fire, etc with self glow or SS or Alu. Finish |
- Please specify accessories while ordering!



Moulded Panel Door



Flush Panel Door



Decorative Moulds



Moulded Panels : Facing

Where aesthetics are important then we recommend going in for doors with moulded panels and decorative moulds which are available in :

- Plywood or MDF flush panel doors (far left)
- HDF impression moulded doors (centre pic)
- Doors with plywood and timber decorative moulds (right)

Future Plans

To match world trends we are constantly upgrading our technical processes and improving quality of our products.

We will be obtaining UL licensing very soon and bring you UL licensed doors matching international standards.

We plan to introduce new and better range of doors and also market internationally accepted products from top manufacturers.



RADIANT SAFEDOORS PVT. LTD.

539 GIDC Ph. II, Vatva, Ahmedabad 382445 India
 Phone : 25834038, 32910597 Telefax : (91)(79)25893779
 Email : radiant@radiantsafedoor.com
 URL : www.radiantsafedoor.com

RSP L RADIANT⁺
DOORS R US